High Power Dual-Directional Coupler

Model **D5012HB020080 Rev.A**

2-8GHz 50dB 600Watt Dual-Directional Coupler, Coaxial connector

Specifications

All specifications are subject to change without notice at any time

Frequency Range	GHz	2-8			
Main Line VSWR	:1 (Max.)	1.4			
Coupling VSWR	:1 (Max.)	1.4			
Insertion Loss[1]	dB(Max.)	0.4			
Coupling	dB(Max.)	50±1.5			
Flatness	dB(Max.)	±1.2			
Directivity	dB(Min.)	14			
Power[2]	W(Max.)	CW: 600; Peak: 3000			
Weight	g(Max.)	365	Dimension[3]	mm (LxWxH)	94.7x25.4x47.5
Interface	Main line: TYPE N [F], Coup.: SMA [F]; Stainless steel connector, Per IEC 61169				
Finishing	Nickel plating, Per QQ-N-290				
Temperature	Operating: -55~+85°C; Storage: -55~+100°C				
Environmental	Optional: Per MIL-STD-202F (contact supplier for detail info.)				
Eng. Customized	N/A				

Note:

1. Theoretical coupling loss included
2. VSWR ≤1.2 required for CW
3. Unless otherwise specified, Decimal tolerance: x.±1; .x±0.5; .xx±0.1

Outline Drawing

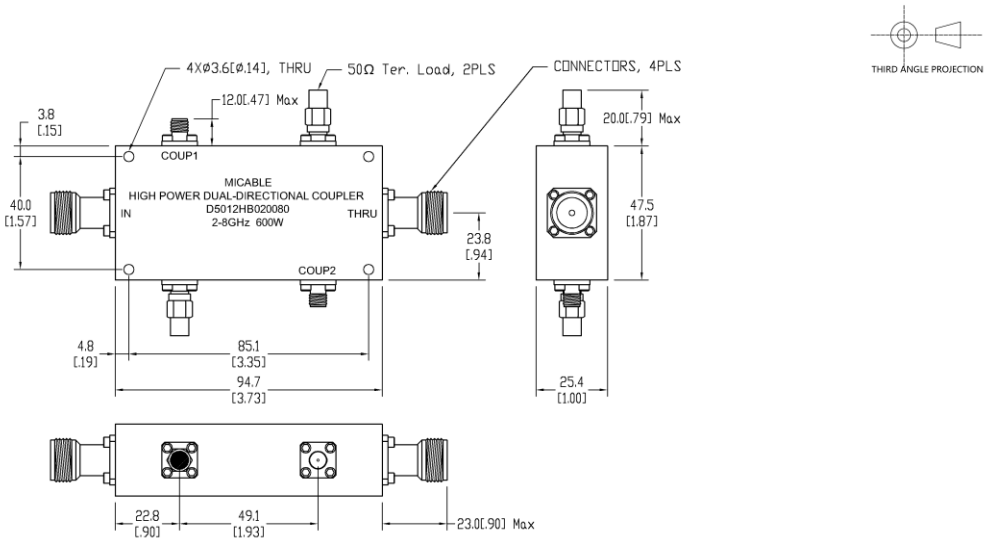

High Power Dual-Directional Coupler

Model **D5012HB020080 Rev.A**

2-8GHz 50dB 600Watt Dual-Directional Coupler, Coaxial connector

Typical Graph
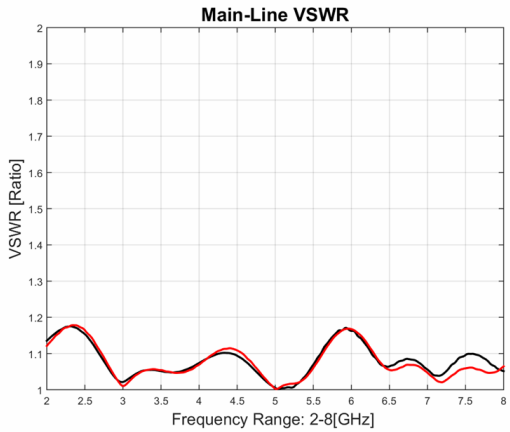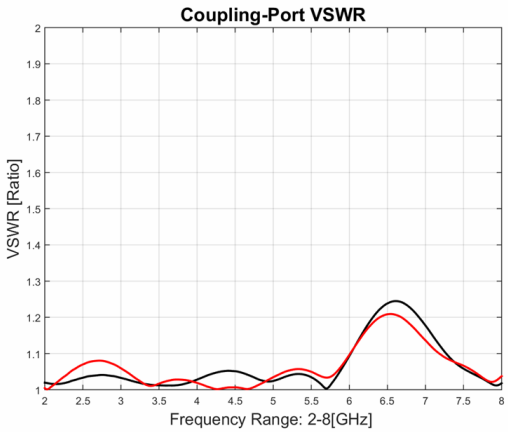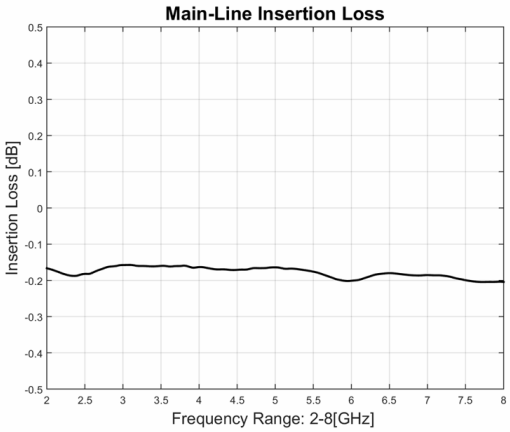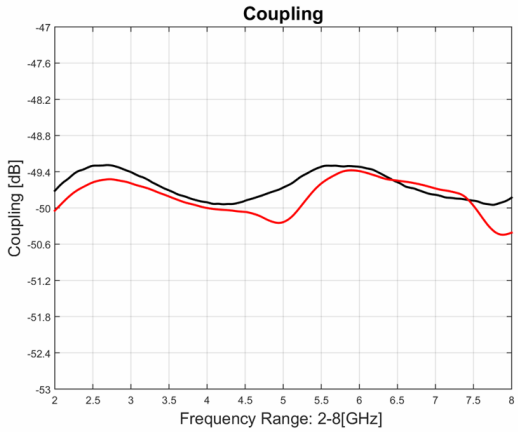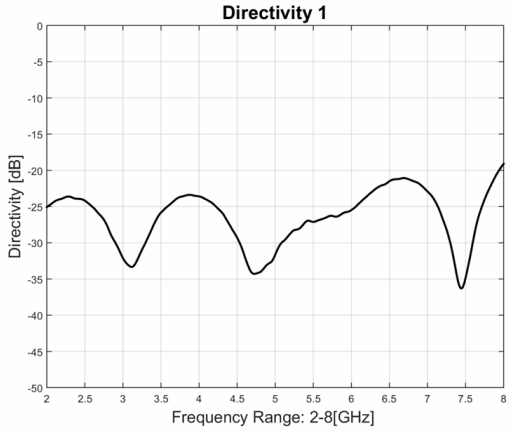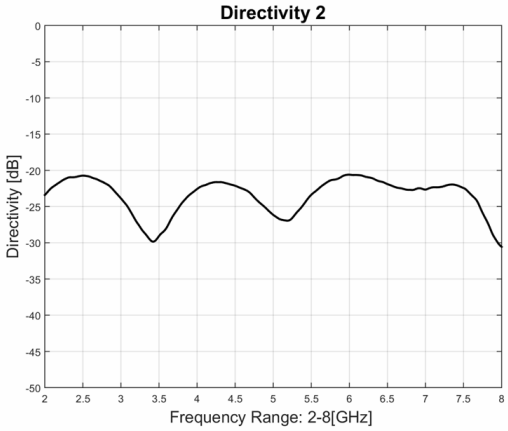
Typical test environment: 25℃ and 60%RH