


High Power Directional Coupler

Model D4005H020080 Rev.A

2-8GHz 40dB 250Watt Directional Coupler



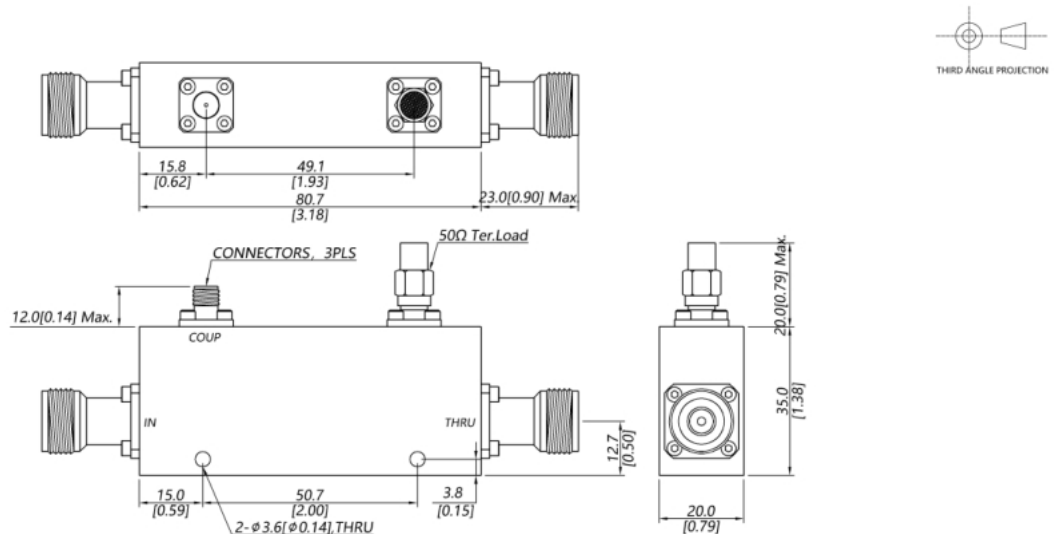
All specifications are subject to change without notice at any time

Specifications

Frequency Range	GHz	2-8	
Main Line VSWR	:1 (Max.)	1.4	
Coupling VSWR	:1 (Max.)	1.4	
Insertion Loss ¹	dB(Max.)	0.4	
Coupling	dB(Max.)	40±0.8	
Flatness	dB(Max.)	±0.7	
Directivity	dB(Min.)	14	
Power ²	W(Max.)	CW: 250; Peak: 3000	
Weight	g(Max.)	210	Dimension ³ mm (LxWxH) 80.7x20.0x35.0
Interface	Stainless steel connector; Input: TYPE N [F], Thru.: TYPE N [F], Coup.: SMA [F]		
Finishing	Nickel plating		
Temperature	Operating: -55~+85°C; Storage: -55~+100°C		
Environmental	Per MIL-STD-202F, Method 107D, 204D, 213B (optional, contact supplier for detail info.)		
Eng. Customized	N/A		

- Note:
1. Theoretical coupling loss included
 2. VSWR ≤ 1.2 required for CW
 3. Unless otherwise specified, Decimal tolerance: x.±1; .x±0.5; .xx±0.1

Outline Drawing



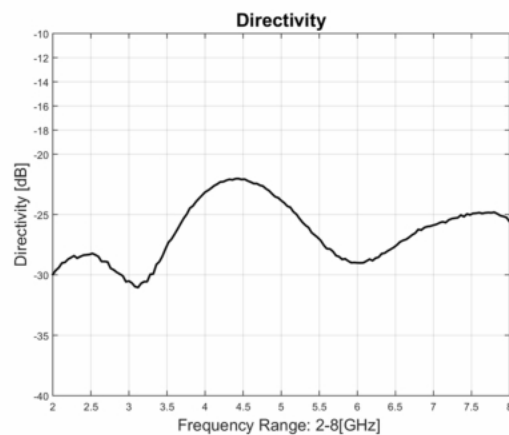
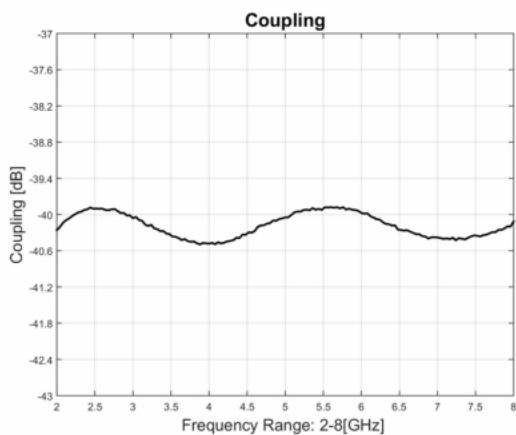
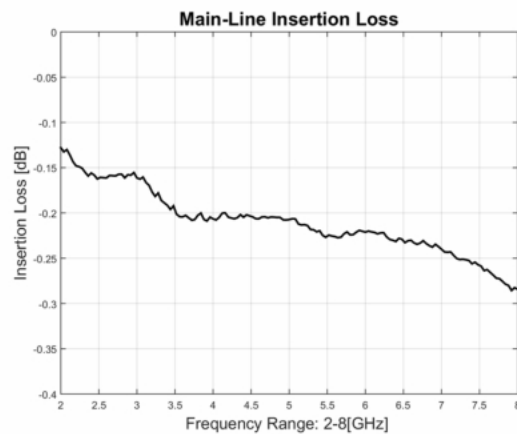
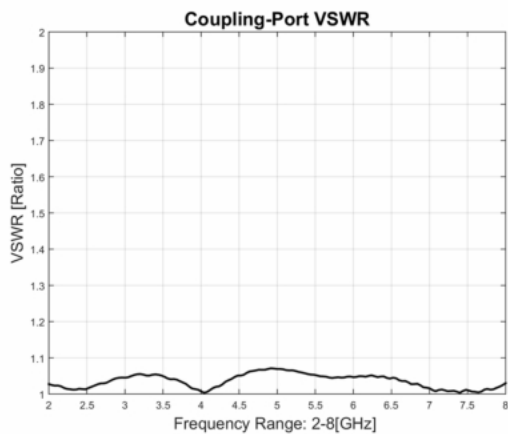
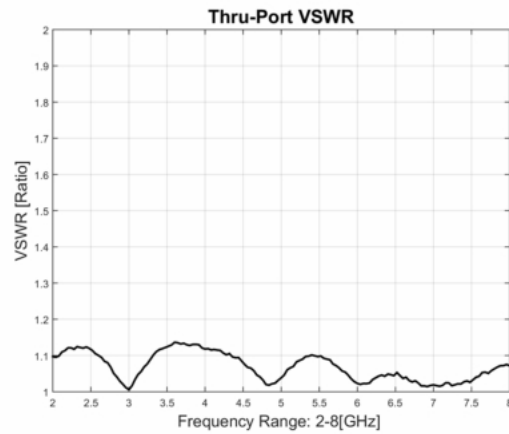
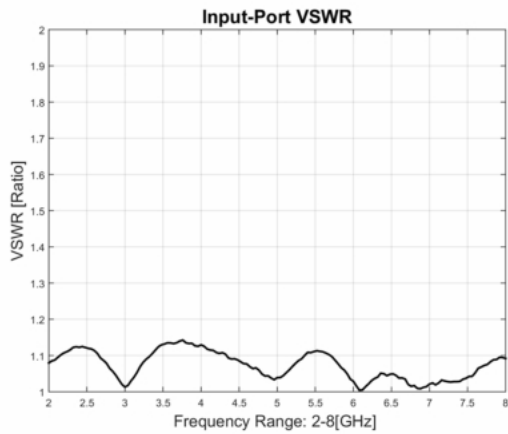
High Power Directional Coupler

Model D4005H020080 Rev.A

2-8GHz 40dB 250Watt Directional Coupler

Typical Graph

Typical test temperature @25°C



High Power Directional Coupler

Model D4005H020080 Rev.A

2-8GHz 40dB 250Watt Directional Coupler

Typical Graph

Typical test temperature @25°C

