


# 4-Port 90° SMT Hybrid Coupler

## Model Q4M022200 Rev.A

0.225-2GHz 4-Port 3dB 90° Hybrid, SMT



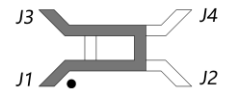
### Specifications

All specifications are subject to change without notice at any time

Frequency Range	GHz	0.225-2
Nom. Phase	Deg. (Typ.)	90
Ports VSWR	:1 (Max.)	1.3
Insertion Loss <sup>1</sup>	dB(Max.)	0.8
Amp. Unbalance	dB(Max.)	±1
Phase Unbalance	Deg. (Max.)	±5
Isolation	dB(Min.)	17

#### PORT CONFIGURATION

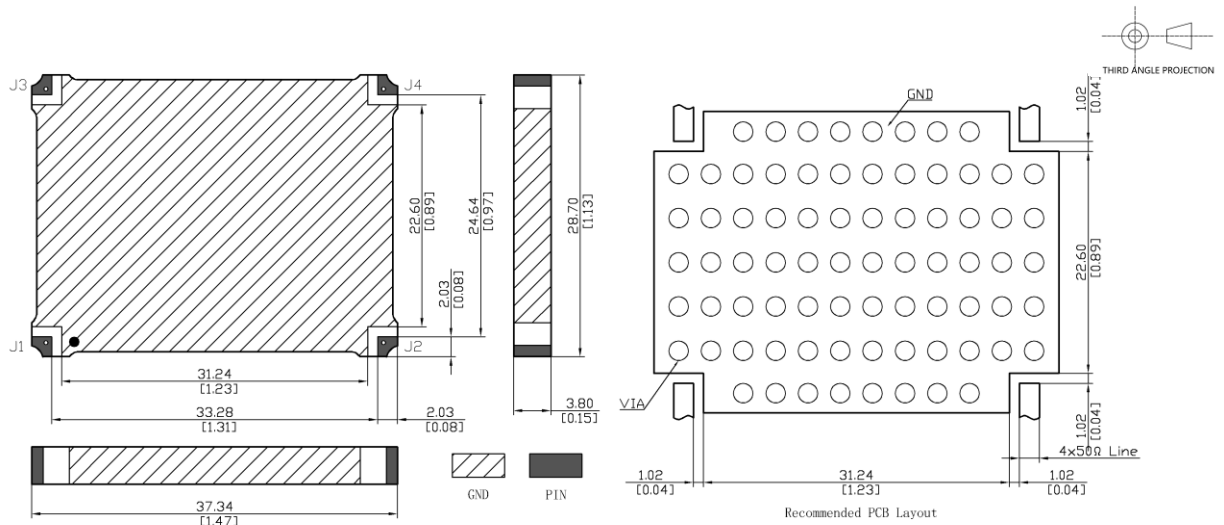
INPUT	J1	J2	J3	J4
J1	-	ISO	-90°	0°
J2	ISO	-	0°	-90°
J3	-90°	0°	-	ISO
J4	0°	-90°	ISO	-



Power <sup>2</sup>	W(Max.)	CW: 200		
Weight	g(Max.)	12	Dimension <sup>3</sup> mm (LxWxH)	28.70x37.34x3.80
Interface	Surface Mount			
Finishing	Immersion Gold			
Temperature	Operating: -55~+85°C; Storage: -55~+100°C			
Environmental	N/A			
Eng. Customized	N/A			

- Note:
- Above theoretical 3dB and amplitude unbalance
  - VSWR ≤ 1.2 required for CW
  - Unless otherwise specified, Decimal tolerance: x.±1; .x±0.5; .xx±0.25

### Outline Drawing



# 4-Port 90° SMT Hybrid Coupler

## Model Q4M022200 Rev.A

0.225-2GHz 4-Port 3dB 90° Hybrid, SMT

### Typical Graph

Typical test temperature @25°C

