Power Divider/Combiner

Model **P16N180400 Rev.C**

18-40GHz 16-Way Power Divider/Combiner, Coaxial connector

Specifications

All specifications are subject to change without notice at any time

Frequency Range	GHz	18-26.5	26.5-40
Sum VSWR	:1 (Max.)	1.8	1.8
Distri. VSWR	:1 (Max.)	1.7	1.7
Insertion Loss[1]	dB(Max.)	3.8	4.7
Amp. Unbalance	dB(Max.)	±0.5	±0.7
Phase Unbalance	Deg. (Max.)	±8	±10
Isolation	dB(Min.)	16	18

Power[2]	W(Max.)	CW: FOR 20, REV 2; Peak: 3000			
Weight	g(Max.)	350	Dimension[3]	mm (LxWxH)	36.0x210x12.7

Interface	Stainless steel connector; Sum: 2.92mm [F], Distri.: 2.92mm [F]
Finishing	Alloy iridite
Temperature	Operating: -55~+85°C; Storage: -55~+100°C
Environmental	Per MIL-STD-202F, Method 107D, 204D, 213B (optional, contact supplier for detail info.)
Eng. Customized	N/A

Note:

1. Above Theoretical Loss 12dB
2. VSWR ≤1.2 required for forward CW; Amp. & phase unbalance required for reversed input signals
3. Unless otherwise specified, Decimal tolerance: x.±1; .x±0.5; .xx±0.1

Outline Drawing

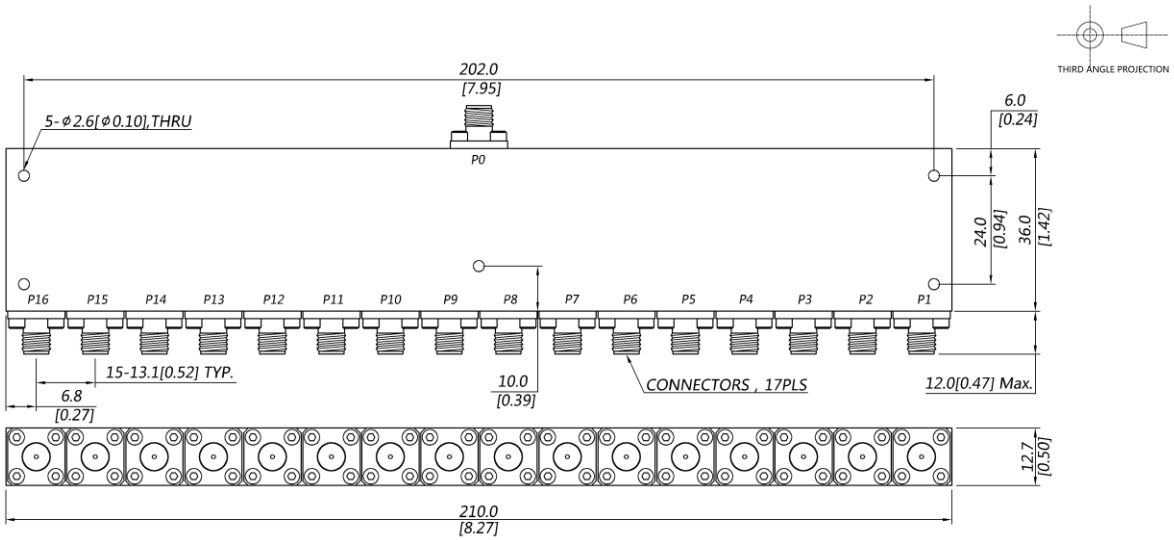

Power Divider/Combiner

Model **P16N180400 Rev.C**

18-40GHz 16-Way Power Divider/Combiner, Coaxial connector

Typical Graph
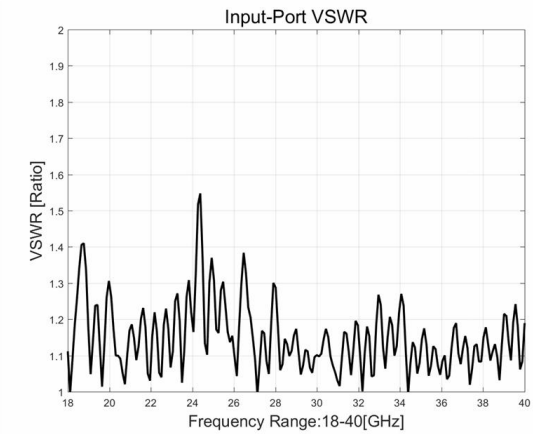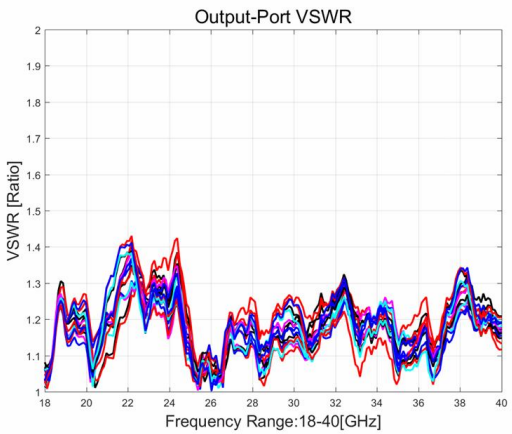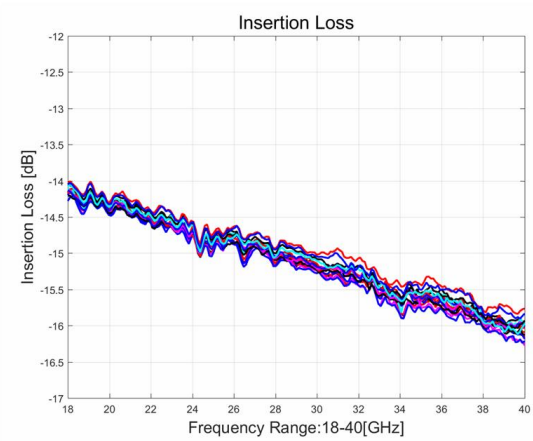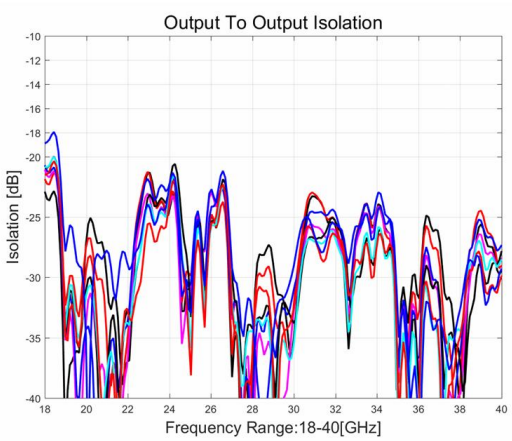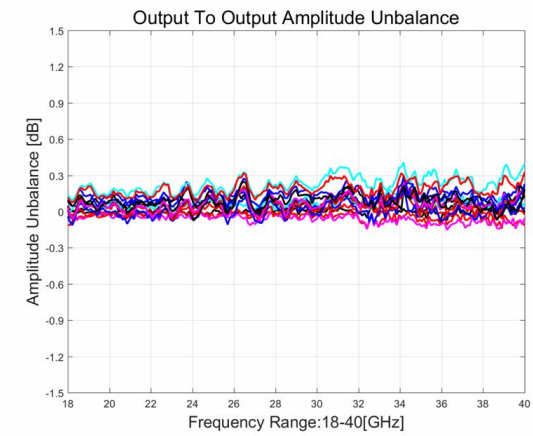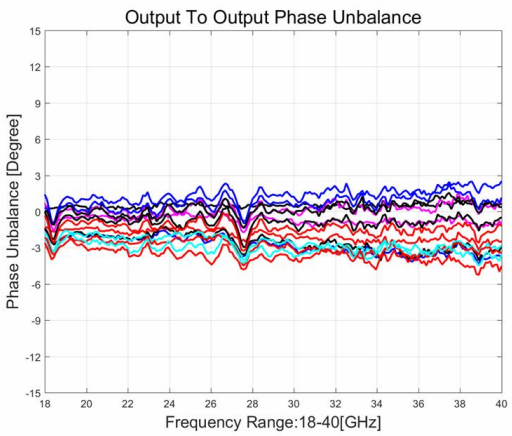
Typical test temperature @25℃