High Power Directional Coupler

Model **D3008H005080 Rev.A**

0.5-8GHz 30dB 400Watt Directional Coupler;

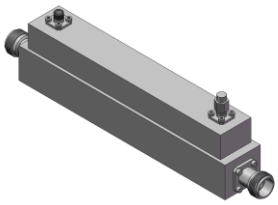

Specifications

All specifications are subject to change without notice at any time

Frequency Range	GHz	0.5-8
Main Line VSWR	:1 (Max.)	1.4
Coupling VSWR	:1 (Max.)	1.4
Insertion Loss[1]	dB(Max.)	0.5
Coupling	dB(Max.)	30±0.8
Flatness	dB(Max.)	±1.1
Directivity	dB(Min.)	14
Power[2]	W(Max.)	CW: 400; Peak: 3000
Weight	g(Max.)	620
Dimension[3]	mm (LxWxH)	174.8x30.0x43.4
Interface		Stainless steel connector; Input: TYPE N [F], Thru.: TYPE N [F], Coup.: SMA [F]
Finishing		Nickel plating
Temperature		Operating: -55~+85°C; Storage: -55~+100°C
Environmental		Per MIL-STD-202F, Method 107D, 204D, 213B (optional, contact supplier for detail info.)
Eng. Customized		N/A

Note:

1. Theoretical coupling loss included
2. VSWR ≤1.2 required for CW
3. Unless otherwise specified, Decimal tolerance: x.±1; .x±0.5; .xx±0.1

Outline Drawing

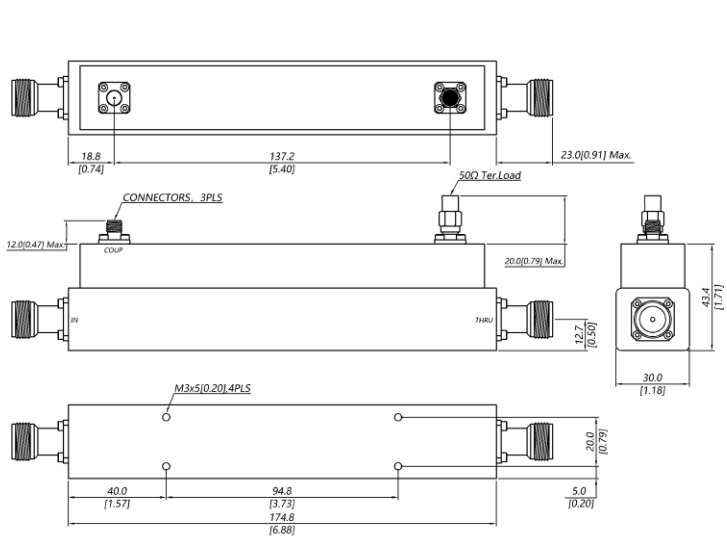

High Power Directional Coupler

Model **D3008H005080 Rev.A**

0.5-8GHz 30dB 400Watt Directional Coupler;

Typical Graph
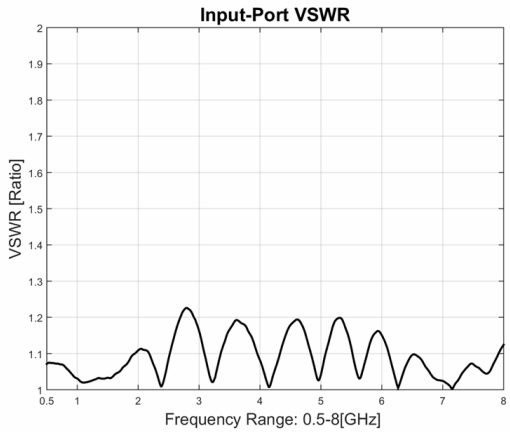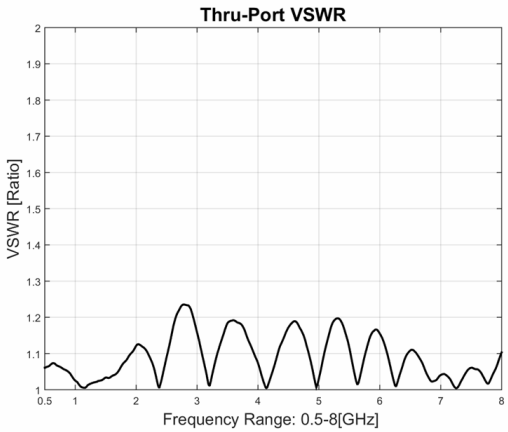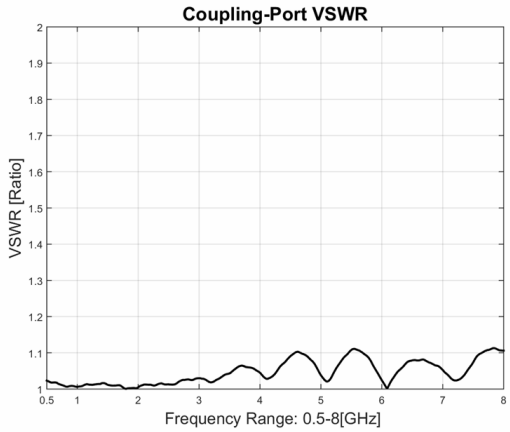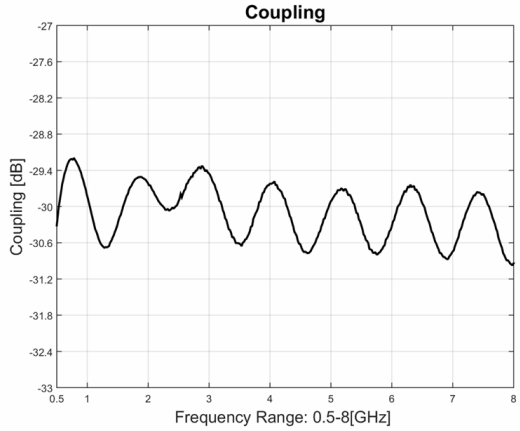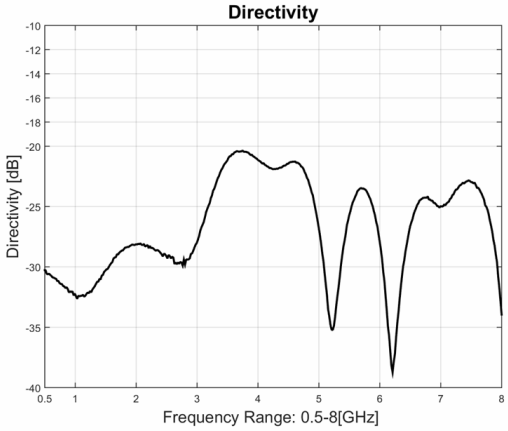
Typical test temperature @25℃