


Power Divider/Combiner

Model P16N00450800 Rev.A

0.45-8GHz 16-Way Power Divider/Combiner, Coaxial connector



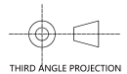
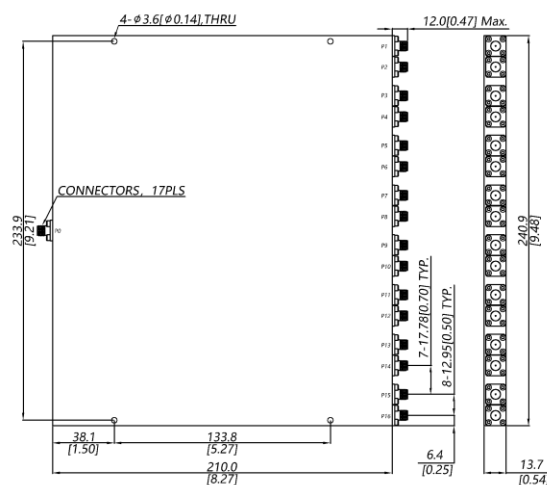
Specifications

All specifications are subject to change without notice at any time

Frequency Range	GHz	0.45-8	
Sum VSWR	:1 (Max.)	1.6	
Distri. VSWR	:1 (Max.)	1.5	
Insertion Loss ¹	dB(Max.)	4.8	
Amp. Unbalance	dB(Max.)	±0.5	
Phase Unbalance	Deg. (Max.)	±6	
Isolation	dB(Min.)	16	
Power ²	W(Max.)	CW: FOR 30, REV 5; Peak: 3000	
Weight	g(Max.)	2000	Dimension ³ mm (LxWxH) 210x240.9x13.7
Interface	Stainless steel connector; Sum: SMA [F], Distri.: SMA [F]		
Finishing	Alloy iridite		
Temperature	Operating: -55~+85°C; Storage: -55~+100°C		
Environmental	Per MIL-STD-202F, Method 107D, 204D, 213B (optional, contact supplier for detail info.)		
Eng. Customized	N/A		

- Note:
- Above Theoretical Loss 12dB
 - VSWR ≤ 1.2 required for forward CW; Amp. & phase unbalance required for reversed input signals
 - Unless otherwise specified, Decimal tolerance: x.±1; .x±0.5; .xx±0.1

Outline Drawing



Power Divider/Combiner

Model P16N00450800 Rev.A

0.45-8GHz 16-Way Power Divider/Combiner, Coaxial connector

Typical Graph

Typical test temperature @25°C

