Power Divider/Combiner

Model **P04N003265 Rev.B**

0.3-26.5GHz 4-Way Power Divider/Combiner, Coaxial connector



Specifications

All specifications are subject to change without notice at any time

Frequency Range	GHz	0.3-8	8-18	18-26.5
Sum VSWR	:1 (Max.)	1.5	1.5	1.6
Distri. VSWR	:1 (Max.)	1.5	1.5	1.6
Insertion Loss[1]	dB(Max.)	3.7	6.2	8.3
Amp. Unbalance	dB(Max.)	±0.3	±0.4	±0.5
Phase Unbalance	Deg. (Max.)	±4	±5	±6
Isolation	dB(Min.)	16	18	18

Power[2]	W(Max.)	CW: FOR 30, REV 2; Peak: 3000			
Weight	g(Max.)	530	Dimension[3]	mm (LxWxH)	254x56.5x12.7

Interface	Stainless steel connector; Sum: SMA [F], Distri.: SMA [F]
Finishing	Alloy iridite
Temperature	Operating: -55~+85°C; Storage: -55~+100°C
Environmental	Per MIL-STD-202F, Method 107D, 204D, 213B (optional, contact supplier for detail info.)
Eng. Customized	N/A

Note:

1. Above Theoretical Loss 6dB
2. VSWR ≤1.2 required for forward CW; Amp. & phase unbalance required for reversed input signals
3. Unless otherwise specified, Decimal tolerance: x.±1; .x±0.5; .xx±0.1

Outline Drawing

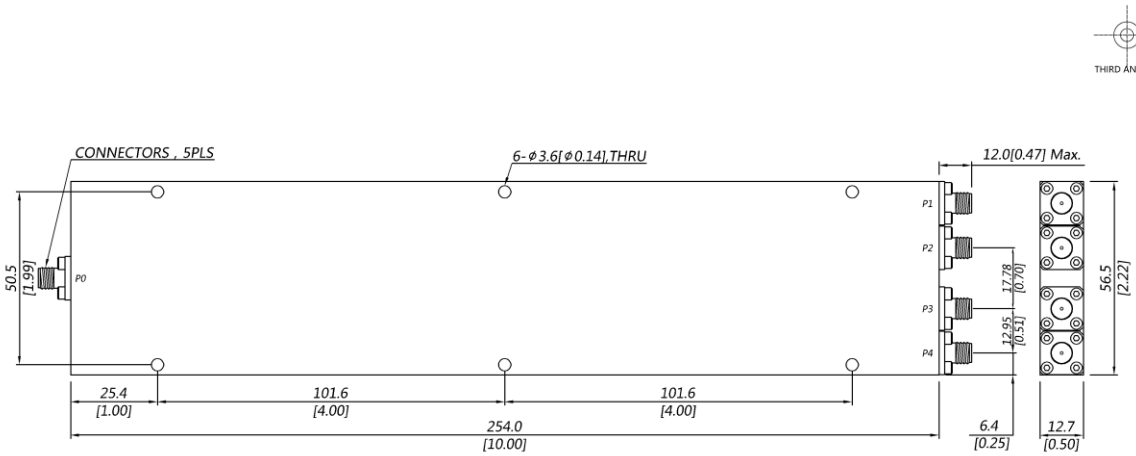

Power Divider/Combiner

Model **P04N003265 Rev.B**

0.3-26.5GHz 4-Way Power Divider/Combiner, Coaxial connector

Typical Graph
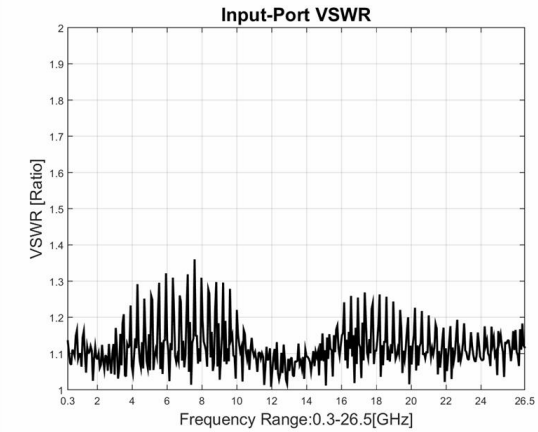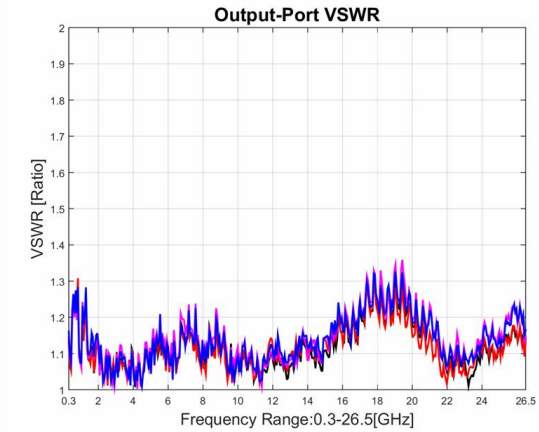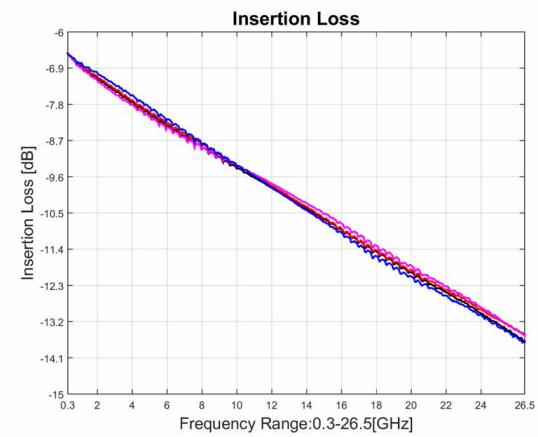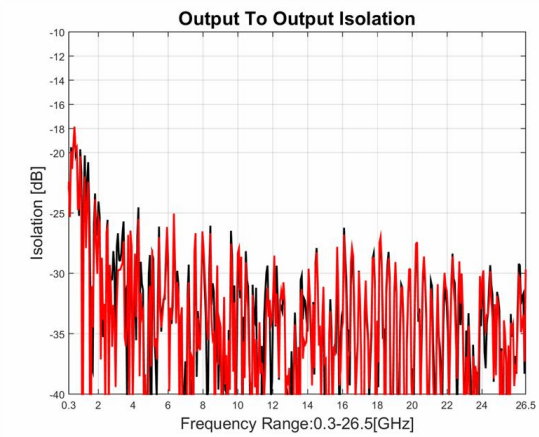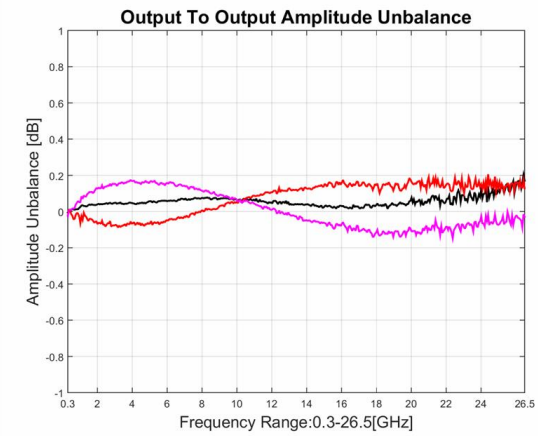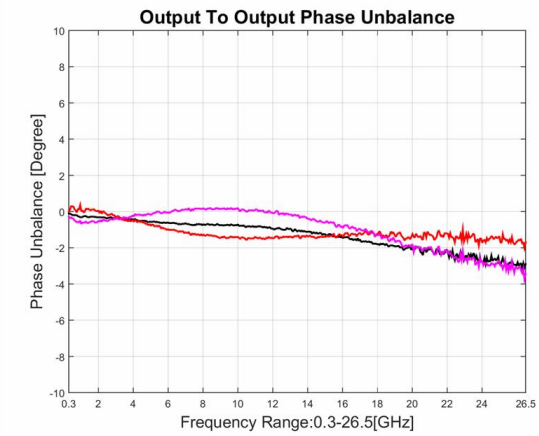
Typical test temperature @25℃