

C29H Series (SMP Female-ST to SMP Female-ST)

Ultra Low Loss .086 Cable Assembly, 50ohms, DC-26.5GHz



C29H-37-37-"L" (L: Length)

Maximum Ratings

Operating Temperature -55°C to +125°C

Storage Temperature -55°C to +125°C

Permanent damage may occur if any of these limits are exceeded

Cable Diameter	2.57mm	
Velocity of Propagation	86%	
Shielding Effectiveness	>100dB	
Power Handling at 20°C	1 GHz	112W
	6 GHz	40W
	12 GHz	29W
	18 GHz	22W
26.5 GHz	18W	
Min. Bending Radius	5mm	

Features

- Super flexible with minimum bending radius of 5 mm
- Extremely low loss with 3.0dB/m @ 26.5GHz
- Excellent shielding effectiveness >100 dB
- Excellent phase stability vs temperature 500ppm@-40~+70°C
- Very stable performance during bending and shaking
 - Amplitude Stability: $\pm 0.08\text{dB}$@26.5GHz
 - Phase Stability vs. Flexure: $\pm 1.4^\circ$ @26.5GHz
 (When wrapped 360° around a 25.7mm radius mandrel)

Applications

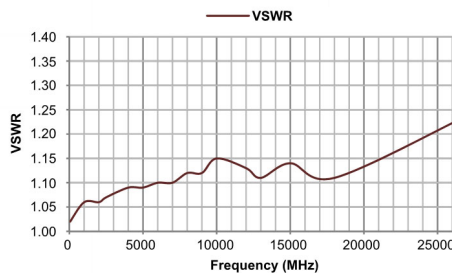
- 5G Massive MIMO and antenna OTA test
- 5G switch and attenuator matrices systems
- In-box and board to board connection
- Lab and production line test
- Product temperature cycle test
- Military and commercial systems

Electrical Specifications at 25°C

Freq. (GHz)	Length (m)	Insertion Loss (dB@GHz)								VSWR (@GHz)							
		DC.-6		6-12		12-18		18-26.5		DC.-6		6-12		12-18		18-26.5	
		Typ.	Max.	Typ.	Max.	Typ.	Max.	Typ.	Max.	Typ.	Max.	Typ.	Max.	Typ.	Max.	Typ.	Max.
DC- 26.5	0.2	0.5	0.6	0.7	0.8	0.8	0.9	0.9	1.1	1.10	1.15	1.15	1.20	1.17	1.25	1.23	1.35
	0.3	0.6	0.7	1.0	1.1	1.1	1.2	1.3	1.5								
	0.5	0.9	1.0	1.3	1.4	1.6	1.7	1.9	2.1								

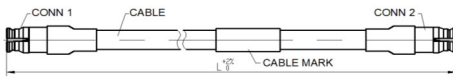
Typical Performance Data (C29H-37-37-0.3M)

Frequency(MHz)	VSWR	Insertion Loss (dB)
50	1.02	0.08
1000	1.06	0.29
2000	1.06	0.39
2500	1.07	0.46
4000	1.09	0.54
5000	1.09	0.60
6000	1.10	0.66
7000	1.10	0.71
8000	1.12	0.76
9000	1.12	0.81
10000	1.15	0.85
12000	1.13	0.93
13000	1.11	0.97
15000	1.14	1.07
18000	1.11	1.15
26500	1.23	1.31



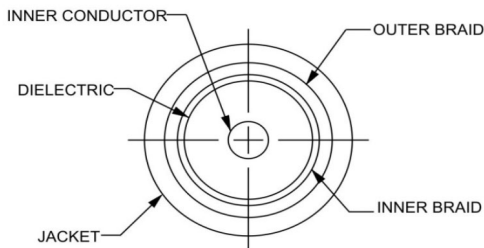
Outline Drawing

Unit[mm]



$L \pm 1\%$

Cable Cross Section



Cable Construction

Inner Conductor	SPC, Solid
Dielectric	FEP
Inner Braid	Silver-Plated Copper Strip
Outer Braid	Silver-Plated Copper Braid
Jacket	FEP

Connectors

- Body, Berillium Copper, Gold plated
- Center contacts, Berillium Copper, Gold plated
- Dielectric, PTFE, Natural

Product Guarantee*

Micable will repair or replace your cable assembly if it fails within six months after shipment. This guarantee excludes product damage from misuse or abuse