

## C29 Series (SMP Female-ST to SMP Female-ST)

Durable High Mechanical Strength .086 Cable Assembly, 50ohms, DC-26.5GHz



### C29-37-37-"L" (L: Length)

#### Maximum Ratings

Operating Temperature -55°C to +125°C

Storage Temperature -55°C to +125°C

Permanent damage may occur if any of these limits are exceeded

Cable Diameter	2.57mm	
Velocity of Propagation	70%	
Shielding Effectiveness	>100dB	
Power Handling at 20°C	1 GHz	112W
	6 GHz	40W
	12 GHz	29W
	18 GHz	22W
	26.5 GHz	18W
Min. Bending Radius	7.6mm	

#### Features

- Very flexible with minimum bending radius of 7.6 mm
  - Superior mechanical strength by extra braiding layers
  - Excellent shielding effectiveness > 100 dB
  - Very stable performance during bending and shaking
    - Amplitude Stability: <math>\pm 0.08\text{dB}</math>@26.5GHz
    - Phase Stability vs. Flexure:  $\pm 1.4^\circ$ @26.5GHz
- (When wrapped 360° around a 25.7mm radius mandrel)

#### Applications

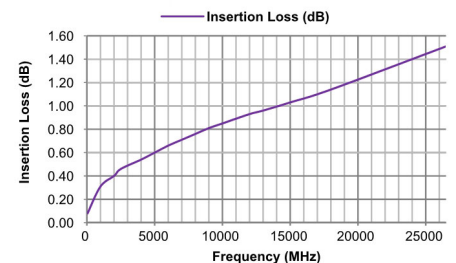
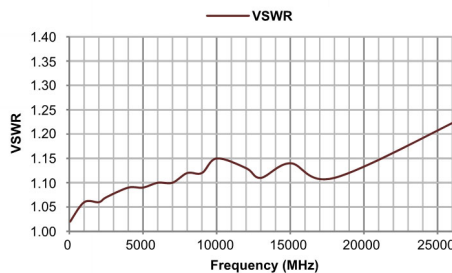
- In-box and board to board connection
- High-density integrated connection
- Lab and production line test
- 5G Massive MIMO and antenna OTA test
- 5G switch and attenuator matrices systems
- Military and commercial systems

#### Electrical Specifications at 25°C

Freq. (GHz)	Length (m)	Insertion Loss (dB@GHz)								VSWR (@GHz)							
		DC.-6		6-12		12-18		18-26.5		DC.-6		6-12		12-18		18-26.5	
		Typ.	Max.	Typ.	Max.	Typ.	Max.	Typ.	Max.	Typ.	Max.	Typ.	Max.	Typ.	Max.	Typ.	Max.
DC- 26.5	0.2	0.6	0.7	0.7	0.9	0.8	1.1	1.1	1.4	1.10	1.15	1.15	1.20	1.17	1.25	1.23	1.35
	0.3	0.7	0.9	1.0	1.2	1.1	1.4	1.5	1.8								
	0.5	1.0	1.2	1.5	1.7	1.8	2.1	2.4	2.7								

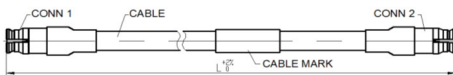
#### Typical Performance Data (C29-37-37-0.3M)

Frequency(MHz)	VSWR	Insertion Loss (dB)
50	1.02	0.08
1000	1.06	0.31
2000	1.06	0.40
2500	1.07	0.46
4000	1.09	0.54
5000	1.09	0.60
6000	1.10	0.66
7000	1.10	0.71
8000	1.12	0.76
9000	1.12	0.81
10000	1.15	0.85
12000	1.13	0.93
13000	1.11	0.96
15000	1.14	1.03
18000	1.11	1.14
26500	1.23	1.51

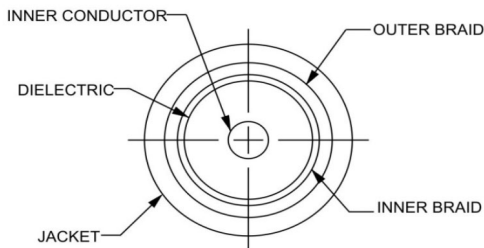


#### Outline Drawing

Unit[mm]



#### Cable Cross Section



Cable Construction	
Inner Conductor	SPC, Solid
Dielectric	PTFE
Inner Braid	Silver-Plated Copper Strip
Outer Braid	High Strength Braid
Jacket	FEP
Connectors	
<ul style="list-style-type: none"> <li>• Body, Berillium Copper, Gold plated</li> <li>• Center contacts, Berillium Copper, Gold plated</li> <li>• Dielectric, PTFE, Natural</li> </ul>	

#### Product Guarantee\*

Micable will repair or replace your cable assembly if it fails within six months after shipment. This guarantee excludes product damage from misuse or abuse